



### Wet and dry vacuum cleaner for ondoor and outdoor vacuuming

Use this Nilfisk Multi for vacuuming outdoor. It is perfect for the home, car, workshop and hobbyists who want a machine to suck up water and leaves. This is a wet & dry vacuum cleaner without compromise in both operating mode and user-friendliness.

The days where you spend half a day blowing up your rubber boat are gone – now it only takes about 20 seconds – thanks to the automatic blow function. And if you from time to time need to suck up water from your basement or from the floor, this machine is a must – use the same filter for water and dry dirt. The exclusive Push&Clean semi-automatic filter cleaning system from Nilfisk is featured on all of the Multi machines – you only have to push a button and the filter is cleaned in a few minutes. The quick park feature means that you quick and easy are able to place and store the extension tube in a unique and specially developed holder on the machine.

### PRODUCT FACTS

- Push&Clean semi automatic filter cleaning means it takes only seconds to clean your filter, ensuring continued high performance.
- Easy storage of accessories.
- Cable rewind (CR model).
- Hose storage hook.
- Wet and dry filter.
- 20 l. container.
- 1400 watt motor.
- Chassis with two castors and two 2 "alu look" wheels.
- Quick park.
- Automatic blow function.
- Stainless steel container (Inox models).
- Automatic start/stop for electric tools (T models).
- Water drain outlet (Inox models).
- One fleece dust bag included in each machine box as standard.

Model	Nilfisk Multi 20	Nilfisk Multi 20	Nilfisk Multi 20	Nilfisk Multi 20
Ref. no	107402044	107402045	107402283	107402284
Description	NILFISK MULTI 20 EU	NILFISK MULTI 20 ZA	NILFISK MULTI 20 UK	NILFISK MULTI 20 AUS/NZ
<b>PRODUCT FEATURES</b>				
AUTOMATIC ON/OFF-ELEC. TOOLS				
CABLE HOLDER	■	■	■	■
CABLE REWIND				
FILTER BAG	■	■	■	■
PUSH & CLEAN FILTER CLEANING	■	■	■	■
WET & DRY PERFORMANCE	■	■	■	■
BLOW FUNCTION	■	■	■	■
SUCTION CONTROL ON HAND TUBE	■	■	■	■
COMPACT DESIGN	■	■	■	■
MULTI-FIT ACCESSORY SYSTEM	■	■	■	■
ACCESSORY HOLDERS	■	■	■	■
HOSE STORAGE HOLDERS	■	■	■	■
WATER DRAIN OUTLET				
QUICK PARK	■	■	■	■
<b>INCL. ACCESSORIES</b>				
29541 CREVICE NOZZLE D36X200	■	■	■	■
40696 EXTENS TUBE PLASTIC SET 2	■			
107400032 EXTENSION TUBE D36 2X500MM ALU		■		
107402706 FLOOR NOZZLE D36 W/D -KIT	■			
302002365 SOIL NOZZLE SWITCHABLE		■		
302002509 SUCTION BRUSH D36 BLACK				
302002355 SUCTION HOSE D32X2500 CPL.				
107402705 TELESCOPIC TUBE PLAST.-KIT			■	■
302002356 TOOL ADAPTER				
14295 UNIVERSAL NOZZLE D36X115	■	■	■	■
107402338 WET AND DRY FILTER MULTI	■	■	■	■

Technical specifications	NILFISK MULTI 20 EU	NILFISK MULTI 20 ZA	NILFISK MULTI 20 UK	NILFISK MULTI 20 AUS/NZ
EL CABLE (M)	5	5	5	5
POWER P <sub>MAX</sub> (W)	1400	1500	1400	1400
MAINS CONNECTION (V/~ /HZ/A)	220-240/50-60	NEW	220-240/50-60	220-240/50-60
AIR FLOW RATE (L/M)	4000	4000	4000	4000
VACUUM (MBAR/KPA)	210	210	210	210
WORKING SOUND LEVEL (DB-A)	65	65	65	65
CONTAINER VOLUME (L-MAX)	20	20	20	20
HOSE LENGTH (M)	2	2	2	2
DIMENSIONS LXWXH (MM)	390x370x530	390x370x530	390x370x530	390x370x530
WEIGHT (KG)	6.7	6.7	6.7	6.7

Model	Nilfisk Multi 20 CR	Nilfisk Multi 20 CR	Nilfisk Multi 20 INOX	Nilfisk Multi 20 INOX
Ref. no	107402046	107402285	107402047	107402286
Description	NILFISK MULTI 20 CR EU	NILFISK MULTI 20 CR UK	NILFISK MULTI 20 INOX EU	NILFISK MULTI 20 INOX AUS/NZ

**PRODUCT FEATURES**

## AUTOMATIC ON/OFF-ELEC. TOOLS

CABLE HOLDER			■	■
CABLE REWIND	■	■		
FILTER BAG	■	■	■	■
PUSH & CLEAN FILTER CLEANING	■	■	■	■
WET & DRY PERFORMANCE	■	■	■	■
BLOW FUNCTION	■	■	■	■
SUCTION CONTROL ON HAND TUBE	■	■	■	■
COMPACT DESIGN	■	■	■	■
MULTI-FIT ACCESSORY SYSTEM	■	■	■	■
ACCESSORY HOLDERS	■	■	■	■
HOSE STORAGE HOLDERS	■	■	■	■
WATER DRAIN OUTLET			■	■
QUICK PARK	■	■	■	■

**INCL. ACCESSORIES**

29541 CREVICE NOZZLE D36X200	■	■	■	■
40696 EXTENS TUBE PLASTIC SET 2				
107400032 EXTENSION TUBE D36 2X500MM ALU				
107402706 FLOOR NOZZLE D36 W/D -KIT			■	
302002365 SOIL NOZZLE SWITCHABLE	■	■		
302002509 SUCTION BRUSH D36 BLACK	■	■		
302002355 SUCTION HOSE D32X2500 CPL.				
107402705 TELESCOPIC TUBE PLAST.-KIT	■	■	■	■
302002356 TOOL ADAPTER			■	
14295 UNIVERSAL NOZZLE D36X115	■	■	■	■
107402338 WET AND DRY FILTER MULTI	■	■	■	■


## Technical specifications



	NILFISK MULTI 20 CR EU	NILFISK MULTI 20 CR UK	NILFISK MULTI 20 INOX EU	NILFISK MULTI 20 INOX AUS/NZ
EL CABLE (M)	5	5	5	5
POWER P <sub>MAX</sub> (W)	1400	1400	1400	1400
MAINS CONNECTION (V/~ /HZ/A)	220-240/50-60	220-240/50-60	220-240/50-60	NEW
AIR FLOW RATE (L/M)	4000	4000	4000	4000
VACUUM (MBAR/KPA)	210	210	210	210
WORKING SOUND LEVEL (DB-A)	65	65	65	65
CONTAINER VOLUME (L-MAX)	20	20	20	20
HOSE LENGTH (M)	2	2	2	2
DIMENSIONS LXWXH (MM)	390x370x530	390x370x530	410x390x560	410x390x560
WEIGHT (KG)	6.7	6.7	7.5	7.5

Model	Nilfisk Multi 20 T	Nilfisk Multi 20 T	Nilfisk Multi 20 T INOX
Ref. no	107402048	107402287	107402051
Description	NILFISK MULTI 20 T EU	NILFISK MULTI 20 T UK	NILFISK MULTI 20 T INOX EU
<b>PRODUCT FEATURES</b>			
AUTOMATIC ON/OFF-ELEC. TOOLS	■	■	■
CABLE HOLDER	■	■	■
CABLE REWIND			
FILTER BAG	■	■	■
PUSH & CLEAN FILTER CLEANING	■	■	■
WET & DRY PERFORMANCE	■	■	■
BLOW FUNCTION	■	■	■
SUCTION CONTROL ON HAND TUBE	■	■	■
COMPACT DESIGN	■	■	■
MULTI-FIT ACCESSORY SYSTEM	■	■	■
ACCESSORY HOLDERS	■	■	■
HOSE STORAGE HOLDERS	■	■	■
WATER DRAIN OUTLET			■
QUICK PARK	■	■	■
<b>INCL. ACCESSORIES</b>			
29541 CREVICE NOZZLE D36X200	■	■	■
40696 EXTENS TUBE PLASTIC SET 2			
107400032 EXTENSION TUBE D36 2X500MM ALU			
107402706 FLOOR NOZZLE D36 W/D -KIT	■		■
302002365 SOIL NOZZLE SWITCHABLE			
302002509 SUCTION BRUSH D36 BLACK			
302002355 SUCTION HOSE D32X2500 CPL.			■
107402705 TELESCOPIC TUBE PLAST.-KIT	■	■	■
302002356 TOOL ADAPTER	■	■	■
14295 UNIVERSAL NOZZLE D36X115	■	■	■
107402338 WET AND DRY FILTER MULTI	■	■	■

Technical specifications	NILFISK MULTI 20 T EU	NILFISK MULTI 20 T UK	NILFISK MULTI 20 T INOX EU
EL CABLE (M)	5	5	5
POWER P <sub>MAX</sub> (W)	1400	1400	1400
MAINS CONNECTION (V/~/HZ/A)	220-240/50-60	220-240/50-60	220-240/50-60
AIR FLOW RATE (L/M)	4000	4000	4000
VACUUM (MBAR/KPA)	210	210	210
WORKING SOUND LEVEL (DB-A)	65	65	65
CONTAINER VOLUME (L-MAX)	20	20	20
HOSE LENGTH (M)	2	2	2.5
DIMENSIONS LXWXH (MM)	410x390x560	410x390x560	410x390x560
WEIGHT (KG)	7.5	7.5	7.5


Accessories	Ref. no	Min. required	Nilfisk Multi 20	Nilfisk Multi 20 CR	Nilfisk Multi 20 INOX
<b>Nozzle</b>					
	FLOOR NOZZLE D36 W/D -KIT	107402706	1	■	■
<b>Vac Nozzle Wet</b>					
	SUCTION NOZZLE, WATER	63992	1	■	■
<b>Vac Nozzle Combi</b>					
	SOIL NOZZLE SWITCHABLE	302002365	1	■	■
<b>Vac Nozzle Universal</b>					
	UNIVERSAL NOZZLE D36X115	14295	1	■	■
<b>Round brush nozzle</b>					
	SUCTION BRUSH D36 BLACK	302002509	1	■	■
<b>Cone nozzle</b>					
	TOOL ADAPTER	302002356	1	■	■
<b>Crevice nozzle</b>					
	CREVICE NOZZLE D36X200	29541	1	■	■
<b>Tube</b>					
	TELESCOPIC TUBE PLAST.-KIT	107402705	1	■	■
<b>Hose Vacuum cleaners</b>					
	SUCTION HOSE D32X2500 CPL.	302002355	1	■	■
<b>Bag</b>					
	DUST BAG 4 PCS MULTI	107402336	1	■	■
<b>Filters</b>					
	WET AND DRY FILTER MULTI	107402338	1	■	■



Extension tubes						
	EXTENSION TUBE D36 2X500MM ALU	107400032	1	■	■	■
	EXTENS TUBE PLASTIC SET 2	40696	1	■	■	■
	TELESCOPIC TUBED36 550-970MM SS	47109	1	■	■	■

Accessories	Ref. no	Min. required	Nilfisk Multi 20	Nilfisk Multi 20 CR	Nilfisk Multi 20 INOX
<b>Wall drill kit</b>					
	WALL DRILL KIT	107402478	1	■	■
<b>Blow nozzle kit</b>					
	BLOW NOZZLE KIT	107402483	1	■	■

Accessories	Ref. no	Min. required	Nilfisk Multi 20 T	Nilfisk Multi 20 T INOX
<b>Nozzle</b>				
	FLOOR NOZZLE D36 W/D -KIT 107402706	1	■	■
<b>Vac Nozzle Wet</b>				
	SUCTION NOZZLE, WATER 63992	1	■	■
<b>Vac Nozzle Combi</b>				
	SOIL NOZZLE SWITCHABLE 302002365	1	■	■
<b>Vac Nozzle Universal</b>				
	UNIVERSAL NOZZLE D36X115 14295	1	■	■
<b>Round brush nozzle</b>				
	SUCTION BRUSH D36 BLACK 302002509	1	■	■
<b>Cone nozzle</b>				
	TOOL ADAPTER 302002356	1	■	■
<b>Crevice nozzle</b>				
	CREVICE NOZZLE D36X200 29541	1	■	■
<b>Tube</b>				
	TELESCOPIC TUBE PLAST.-KIT 107402705	1	■	■
<b>Hose Vacuum cleaners</b>				
	SUCTION HOSE D32X2500 CPL. 302002355	1	■	■
<b>Bag</b>				
	DUST BAG 4 PCS MULTI 107402336	1	■	■
<b>Filters</b>				
	WET AND DRY FILTER MULTI 107402338	1	■	■



Extension tubes						
	EXTENSION TUBE D36 2X500MM ALU	107400032		1	■	■
	EXTENS TUBE PLASTIC SET 2	40696		1	■	■
	TELESCOPIC TUBED36 550-970MM SS	47109		1	■	■

Accessories	Ref. no	Min. required	Nilfisk Multi 20 T	Nilfisk Multi 20 T INOX
	<b>Wall drill kit</b>			
	WALL DRILL KIT	107402478	1	■
	<b>Blow nozzle kit</b>			
	BLOW NOZZLE KIT	107402483	1	■